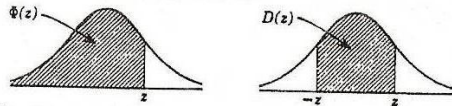


Tabla n°1

3 Normal Distribution

Table 3a. Distribution Function (3), Sec. 8.2



$D(z) = \Phi(z) - \Phi(-z)$

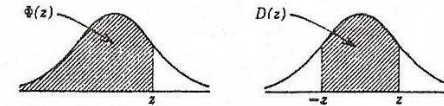
$\Phi(-z) = 1 - \Phi(z), \Phi(0) = 0.5$

More extended tables: National Bureau of Standards (1953), Hald (1962). Index for further tables: Greenwood and Hartley (1961) (cf. Appendix 3).

z	$\Phi(-z)$	$\Phi(z)$	$D(z)$	z	$\Phi(-z)$	$\Phi(z)$	$D(z)$	z	$\Phi(-z)$	$\Phi(z)$	$D(z)$
0.01	0.4960	0.5040	0.0080	0.51	0.3050	0.6950	0.3899	1.01	0.1562	0.8438	0.6875
0.02	0.4920	0.5080	0.0160	0.52	0.3015	0.6985	0.3969	1.02	0.1539	0.8461	0.6923
0.03	0.4880	0.5120	0.0239	0.53	0.2981	0.7019	0.4039	1.03	0.1515	0.8485	0.6970
0.04	0.4840	0.5160	0.0319	0.54	0.2946	0.7054	0.4108	1.04	0.1492	0.8508	0.7017
0.05	0.4801	0.5199	0.0399	0.55	0.2912	0.7088	0.4177	1.05	0.1469	0.8531	0.7063
0.06	0.4761	0.5239	0.0478	0.56	0.2877	0.7123	0.4245	1.06	0.1446	0.8554	0.7109
0.07	0.4721	0.5279	0.0558	0.57	0.2843	0.7157	0.4313	1.07	0.1423	0.8577	0.7154
0.08	0.4681	0.5319	0.0638	0.58	0.2810	0.7190	0.4381	1.08	0.1401	0.8599	0.7199
0.09	0.4641	0.5359	0.0717	0.59	0.2776	0.7224	0.4448	1.09	0.1379	0.8621	0.7243
0.10	0.4602	0.5398	0.0797	0.60	0.2743	0.7257	0.4515	1.10	0.1357	0.8643	0.7287
0.11	0.4562	0.5438	0.0876	0.61	0.2709	0.7291	0.4581	1.11	0.1335	0.8665	0.7330
0.12	0.4522	0.5478	0.0955	0.62	0.2676	0.7324	0.4647	1.12	0.1314	0.8686	0.7373
0.13	0.4483	0.5517	0.1034	0.63	0.2643	0.7357	0.4713	1.13	0.1292	0.8708	0.7415
0.14	0.4443	0.5557	0.1113	0.64	0.2611	0.7389	0.4778	1.14	0.1271	0.8729	0.7457
0.15	0.4404	0.5596	0.1192	0.65	0.2578	0.7422	0.4843	1.15	0.1251	0.8749	0.7499
0.16	0.4364	0.5636	0.1271	0.66	0.2546	0.7454	0.4907	1.16	0.1230	0.8770	0.7540
0.17	0.4325	0.5675	0.1350	0.67	0.2514	0.7486	0.4971	1.17	0.1210	0.8790	0.7580
0.18	0.4286	0.5714	0.1428	0.68	0.2483	0.7517	0.5035	1.18	0.1190	0.8810	0.7620
0.19	0.4247	0.5753	0.1507	0.69	0.2451	0.7549	0.5098	1.19	0.1170	0.8830	0.7660
0.20	0.4207	0.5793	0.1585	0.70	0.2420	0.7580	0.5161	1.20	0.1151	0.8849	0.7699
0.21	0.4168	0.5832	0.1663	0.71	0.2389	0.7611	0.5223	1.21	0.1131	0.8869	0.7737
0.22	0.4129	0.5871	0.1741	0.72	0.2358	0.7642	0.5285	1.22	0.1112	0.8888	0.7775
0.23	0.4090	0.5910	0.1819	0.73	0.2327	0.7673	0.5346	1.23	0.1093	0.8907	0.7813
0.24	0.4052	0.5948	0.1897	0.74	0.2296	0.7704	0.5407	1.24	0.1075	0.8925	0.7850
0.25	0.4013	0.5987	0.1974	0.75	0.2266	0.7734	0.5467	1.25	0.1056	0.8944	0.7887
0.26	0.3974	0.6026	0.2051	0.76	0.2236	0.7764	0.5527	1.26	0.1038	0.8962	0.7923
0.27	0.3936	0.6064	0.2128	0.77	0.2206	0.7794	0.5587	1.27	0.1020	0.8980	0.7959
0.28	0.3897	0.6103	0.2205	0.78	0.2177	0.7823	0.5646	1.28	0.1003	0.8997	0.7995
0.29	0.3859	0.6141	0.2282	0.79	0.2148	0.7852	0.5705	1.29	0.0985	0.9015	0.8029
0.30	0.3821	0.6179	0.2358	0.80	0.2119	0.7881	0.5763	1.30	0.0968	0.9032	0.8064
0.31	0.3783	0.6217	0.2434	0.81	0.2090	0.7910	0.5821	1.31	0.0951	0.9049	0.8098
0.32	0.3745	0.6255	0.2510	0.82	0.2061	0.7939	0.5878	1.32	0.0934	0.9066	0.8132
0.33	0.3707	0.6293	0.2586	0.83	0.2033	0.7967	0.5935	1.33	0.0918	0.9082	0.8165
0.34	0.3669	0.6331	0.2661	0.84	0.2005	0.7995	0.5991	1.34	0.0901	0.9099	0.8198
0.35	0.3632	0.6368	0.2737	0.85	0.1977	0.8023	0.6047	1.35	0.0885	0.9115	0.8230
0.36	0.3594	0.6406	0.2812	0.86	0.1949	0.8051	0.6102	1.36	0.0869	0.9131	0.8262
0.37	0.3557	0.6443	0.2886	0.87	0.1922	0.8078	0.6157	1.37	0.0853	0.9147	0.8293
0.38	0.3520	0.6480	0.2961	0.88	0.1894	0.8106	0.6211	1.38	0.0838	0.9162	0.8324
0.39	0.3483	0.6517	0.3035	0.89	0.1867	0.8133	0.6265	1.39	0.0823	0.9177	0.8355
0.40	0.3446	0.6554	0.3108	0.90	0.1841	0.8159	0.6319	1.40	0.0808	0.9192	0.8385
0.41	0.3409	0.6591	0.3182	0.91	0.1814	0.8186	0.6372	1.41	0.0793	0.9207	0.8415
0.42	0.3372	0.6628	0.3255	0.92	0.1788	0.8212	0.6424	1.42	0.0778	0.9222	0.8444
0.43	0.3336	0.6664	0.3328	0.93	0.1762	0.8238	0.6476	1.43	0.0764	0.9236	0.8473
0.44	0.3300	0.6700	0.3401	0.94	0.1736	0.8264	0.6528	1.44	0.0749	0.9251	0.8501
0.45	0.3264	0.6736	0.3473	0.95	0.1711	0.8289	0.6579	1.45	0.0735	0.9265	0.8529
0.46	0.3228	0.6772	0.3545	0.96	0.1685	0.8315	0.6629	1.46	0.0721	0.9279	0.8557
0.47	0.3192	0.6808	0.3616	0.97	0.1660	0.8340	0.6680	1.47	0.0708	0.9292	0.8584
0.48	0.3156	0.6844	0.3688	0.98	0.1635	0.8365	0.6729	1.48	0.0694	0.9306	0.8611
0.49	0.3121	0.6879	0.3759	0.99	0.1611	0.8389	0.6778	1.49	0.0681	0.9319	0.8638
0.50	0.3085	0.6915	0.3829	1.00	0.1587	0.8413	0.6827	1.50	0.0668	0.9332	0.8664

Tabla n°1 [cont.]

Table 3a. Distribution Function (3), Sec. 8.2 (Continued)

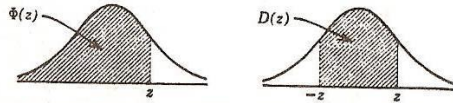


z	$\Phi(-z)$	$\Phi(z)$	$D(z)$	z	$\Phi(-z)$	$\Phi(z)$	$D(z)$	z	$\Phi(-z)$	$\Phi(z)$	$D(z)$
1.51	0.655	0.9345	0.8690	2.01	0.0222	0.9778	0.9556	2.51	0.0060	0.9940	0.9879
1.52	0.6643	0.9357	0.8715	2.02	0.0217	0.9783	0.9566	2.52	0.0059	0.9941	0.9883
1.53	0.6630	0.9370	0.8740	2.03	0.0212	0.9788	0.9576	2.53	0.0057	0.9943	0.9886
1.54	0.6618	0.9382	0.8764	2.04	0.0207	0.9793	0.9586	2.54	0.0055	0.9945	0.9889
1.55	0.6606	0.9394	0.8789	2.05	0.0202	0.9798	0.9596	2.55	0.0054	0.9946	0.9892
1.56	0.6594	0.9406	0.8812	2.06	0.0197	0.9803	0.9606	2.56	0.0052	0.9948	0.9895
1.57	0.6582	0.9418	0.8836	2.07	0.0192	0.9808	0.9615	2.57	0.0051	0.9949	0.9898
1.58	0.6571	0.9429	0.8859	2.08	0.0188	0.9812	0.9625	2.58	0.0049	0.9951	0.9901
1.59	0.6559	0.9441	0.8882	2.09	0.0183	0.9817	0.9634	2.59	0.0048	0.9952	0.9904
1.60	0.6548	0.9452	0.8904	2.10	0.0179	0.9821	0.9643	2.60	0.0047	0.9953	0.9907
1.61	0.6537	0.9463	0.8926	2.11	0.0174	0.9826	0.9651	2.61	0.0045	0.9955	0.9909
1.62	0.6526	0.9474	0.8948	2.12	0.0170	0.9830	0.9660	2.62	0.0044	0.9956	0.9912
1.63	0.6516	0.9484	0.8969	2.13	0.0166	0.9834	0.9668	2.63	0.0043	0.9957	0.9915
1.64	0.6505	0.9495	0.8990	2.14	0.0162	0.9838	0.9676	2.64	0.0041	0.9959	0.9917
1.65	0.6495	0.9505	0.9011	2.15	0.0158	0.9842	0.9684	2.65	0.0040	0.9960	0.9920
1.66	0.6485	0.9515	0.9031	2.16	0.0154	0.9846	0.9692	2.66	0.0039	0.9961	0.9922
1.67	0.6475	0.9525	0.9051	2.17	0.0150	0.9850	0.9700	2.67	0.0038	0.9962	0.9924
1.68	0.6465	0.9535	0.9070	2.18	0.0146	0.9854	0.9707	2.68	0.0037	0.9963	0.9926
1.69	0.6455	0.9545	0.9090	2.19	0.0143	0.9857	0.9715	2.69	0.0036	0.9964	0.9929
1.70	0.6446	0.9554	0.9109	2.20	0.0139	0.9861	0.9722	2.70	0.0035	0.9965	0.9931
1.71	0.6436	0.9564	0.9127	2.21	0.0136	0.9864	0.9729	2.71	0.0034	0.9966	0.9933
1.72	0.6427	0.9573	0.9146	2.22	0.0132	0.9868	0.9736	2.72	0.0033	0.9967	0.9935
1.73	0.6418	0.9582	0.9164	2.23	0.0129	0.9871	0.9743	2.73	0.0032	0.9968	0.9937
1.74	0.6409	0.9591	0.9181	2.24	0.0125	0.9875	0.9749	2.74	0.0031	0.9969	0.9939
1.75	0.6401	0.9599	0.9199	2.25	0.0122	0.9878	0.9756	2.75	0.0030	0.9970	0.9940
1.76	0.6392	0.9608	0.9216	2.26	0.0119	0.9881	0.9762	2.76	0.0029	0.9971	0.9942
1.77	0.6384	0.9616	0.9233	2.27	0.0116	0.9884	0.9768	2.77	0.0028	0.9972	0.9944
1.78	0.6375	0.9625	0.9249	2.28	0.0113	0.9887	0.9774	2.78	0.0027	0.9973	0.9946
1.79	0.6367	0.9633	0.9265	2.29	0.0110	0.9890	0.9780	2.79	0.0026	0.9974	0.9947
1.80	0.6359	0.9641	0.9281	2.30	0.0107	0.9893	0.9786	2.80	0.0026	0.9974	0.9949
1.81	0.6351	0.9649	0.9297	2.31	0.0104	0.9896	0.9791	2.81	0.0025	0.9975	0.9950
1.82	0.6344	0.9656	0.9312	2.32	0.0102	0.9898	0.9797	2.82	0.0024	0.9976	0.9952
1.83	0.6336	0.9664	0.9328	2.33	0.0099	0.9901	0.9802	2.83	0.0023	0.9977	0.9953
1.84	0.6329	0.9671	0.9342	2.34	0.0096	0.9904	0.9807	2.84	0.0023	0.9977	0.9955
1.85	0.6322	0.9678	0.9357	2.35	0.0094	0.9906	0.9812	2.85	0.0022	0.9978	0.9956
1.86	0.6314	0.9686	0.9371	2.36	0.0091	0.9909	0.9817	2.86	0.0021	0.9979	0.9958
1.87	0.6307	0.9693	0.9385	2.37	0.0089	0.9911	0.9822	2.87	0.0021	0.9979	0.9959
1											

Tabla n°1 [cont.]

Table 3b. Normal Distribution. Values of z for Given Values of $\Phi(z)$, Sec. 8.2, and $D(z)$

$D(z) = \Phi(z) - \Phi(-z)$
 Example. $\Phi(z) = 61\%$
 for $z = 0.279$,
 $D(z) = 61\%$ for $z = 0.860$
 More extended tables: Comrie (1949), Fisher and Yates (1957), Hald (1962), Kelley (1948) (cf. Appendix 3).

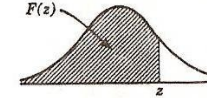


%	$z(\Phi)$	$z(D)$	%	$z(\Phi)$	$z(D)$	%	$z(\Phi)$	$z(D)$
1	-2.326	0.013	41	-0.228	0.539	81	0.878	1.311
2	-2.054	0.025	42	-0.202	0.553	82	0.915	1.341
3	-1.881	0.038	43	-0.176	0.568	83	0.954	1.372
4	-1.751	0.050	44	-0.151	0.583	84	0.994	1.405
5	-1.645	0.063	45	-0.126	0.598	85	1.036	1.440
6	-1.555	0.075	46	-0.100	0.613	86	1.080	1.476
7	-1.476	0.088	47	-0.075	0.628	87	1.126	1.514
8	-1.405	0.100	48	-0.050	0.643	88	1.175	1.555
9	-1.341	0.113	49	-0.025	0.659	89	1.227	1.598
10	-1.282	0.126	50	0.000	0.674	90	1.282	1.645
11	-1.227	0.138	51	0.025	0.690	91	1.341	1.695
12	-1.175	0.151	52	0.050	0.706	92	1.405	1.751
13	-1.126	0.164	53	0.075	0.722	93	1.476	1.812
14	-1.080	0.176	54	0.100	0.739	94	1.555	1.881
15	-1.036	0.189	55	0.126	0.755	95	1.645	1.960
16	-0.994	0.202	56	0.151	0.772	96	1.751	2.054
17	-0.954	0.215	57	0.176	0.789	97	1.881	2.170
18	-0.915	0.228	58	0.202	0.806	97.5	1.960	2.241
19	-0.878	0.240	59	0.228	0.824	98	2.054	2.326
20	-0.842	0.253	60	0.253	0.842	99	2.326	2.576
21	-0.806	0.266	61	0.279	0.860	99.1	2.366	2.612
22	-0.772	0.279	62	0.305	0.878	99.2	2.409	2.652
23	-0.739	0.292	63	0.332	0.896	99.3	2.457	2.697
24	-0.706	0.305	64	0.358	0.915	99.4	2.512	2.748
25	-0.674	0.319	65	0.385	0.935	99.5	2.576	2.807
26	-0.643	0.332	66	0.412	0.954	99.6	2.652	2.878
27	-0.613	0.345	67	0.440	0.974	99.7	2.748	2.968
28	-0.583	0.358	68	0.468	0.994	99.8	2.878	3.090
29	-0.553	0.372	69	0.496	1.015	99.9	3.090	3.291
30	-0.524	0.385	70	0.524	1.036			
31	-0.496	0.399	71	0.553	1.058	99.91	3.121	3.320
32	-0.468	0.412	72	0.583	1.080	99.92	3.156	3.353
33	-0.440	0.426	73	0.613	1.103	99.93	3.195	3.390
34	-0.412	0.440	74	0.643	1.126	99.94	3.239	3.432
35	-0.385	0.454	75	0.674	1.150	99.95	3.291	3.481
36	-0.358	0.468	76	0.706	1.175	99.96	3.353	3.540
37	-0.332	0.482	77	0.739	1.200	99.97	3.432	3.615
38	-0.305	0.496	78	0.772	1.227	99.98	3.540	3.719
39	-0.279	0.510	79	0.806	1.254	99.99	3.719	3.891
40	-0.253	0.524	80	0.842	1.282			

Tabla n°2

8 Student's t-Distribution

Table 8. Values of z for Given Values of the Distribution Function $F(z)$. More extended tables: Fisher (1958), Hald (1962), Pearson and Hartli (Appendix 3).



Example. For 9 degrees of freedom, $F(z) = 0.95$ when $z = 1.83$.
 $F(-z) = 1 - F(z)$.

Example. For 9 degrees of freedom, $F(-1.83) = 1 - F(1.83) = 1 - 0.95$

$F(z)$	Number of Degrees of Freedom							
	1	2	3	4	5	6	7	8
0.5	0.00	0.00	0.00	0.00	0.00	0.00	0.00	0.00
0.6	0.33	0.29	0.28	0.27	0.27	0.27	0.26	0.26
0.7	0.73	0.62	0.58	0.57	0.56	0.55	0.55	0.55
0.8	1.38	1.06	0.98	0.94	0.92	0.91	0.90	0.89
0.9	3.08	1.89	1.64	1.53	1.48	1.44	1.42	1.40
0.95	6.31	2.92	2.35	2.13	2.02	1.94	1.90	1.86
0.975	12.7	4.30	3.18	2.78	2.57	2.45	2.37	2.31
0.99	31.8	6.97	4.54	3.75	3.37	3.14	3.00	2.90
0.995	63.7	9.93	5.84	4.60	4.03	3.71	3.50	3.36
0.999	318.3	22.3	10.2	7.17	5.89	5.21	4.79	4.50

$F(z)$	Number of Degrees of Freedom							
	11	12	13	14	15	16	17	18
0.5	0.00	0.00	0.00	0.00	0.00	0.00	0.00	0.00
0.6	0.26	0.26	0.26	0.26	0.26	0.26	0.26	0.26
0.7	0.54	0.54	0.54	0.54	0.54	0.54	0.53	0.53
0.8	0.88	0.87	0.87	0.87	0.87	0.87	0.86	0.86
0.9	1.36	1.36	1.35	1.35	1.34	1.34	1.33	1.33
0.95	1.80	1.78	1.77	1.76	1.75	1.75	1.74	1.73
0.975	2.20	2.18	2.16	2.15	2.13	2.12	2.11	2.10
0.99	2.72	2.68	2.65	2.62	2.60	2.58	2.57	2.55
0.995	3.11	3.06	3.01	2.98	2.95	2.92	2.90	2.88
0.999	4.03	3.93	3.85	3.79	3.73	3.69	3.65	3.61

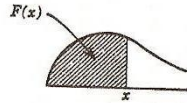
$F(z)$	Number of Degrees of Freedom							
	22	24	26	28	30	40	50	100
0.5	0.00	0.00	0.00	0.00	0.00	0.00	0.00	0.00
0.6	0.26	0.26	0.26	0.26	0.26	0.26	0.26	0.25
0.7	0.53	0.53	0.53	0.53	0.53	0.53	0.53	0.53
0.8	0.86	0.86	0.86	0.86	0.85	0.85	0.85	0.85
0.9	1.32	1.32	1.32	1.31	1.31	1.30	1.30	1.29
0.95	1.72	1.71	1.71	1.70	1.70	1.68	1.68	1.66
0.975	2.07	2.06	2.06	2.05	2.04	2.02	2.01	1.98
0.99	2.51	2.49	2.48	2.47	2.46	2.42	2.40	2.37
0.995	2.82	2.80	2.78	2.76	2.75	2.70	2.68	2.63
0.999	3.51	3.47	3.44	3.41	3.39	3.31	3.26	3.17

Tabla n°3

6 Chi-Square Distribution

Table 6. Values of x for Given Values of the Distribution Function (3) in Sec. 10.1

More extended tables: Fisher (1958), Hald (1962), Pearson and Hartley (1954) (cf. Appendix 3).



Example. For 3 degrees of freedom, $F = 0.99$ when $x = 11.34$.


$F(x)$	Number of Degrees of Freedom									
	1	2	3	4	5	6	7	8	9	10
0.001	0.00	0.00	0.02	0.09	0.21	0.38	0.60	0.86	1.15	1.48
0.005	0.00	0.01	0.07	0.21	0.41	0.68	0.99	1.34	1.73	2.16
0.01	0.00	0.02	0.11	0.30	0.55	0.87	1.24	1.65	2.09	2.56
0.025	0.00	0.05	0.22	0.48	0.83	1.24	1.69	2.18	2.70	3.25
0.05	0.00	0.10	0.35	0.71	1.15	1.64	2.17	2.73	3.33	3.94
0.1	0.02	0.21	0.58	1.06	1.61	2.20	2.83	3.49	4.17	4.87
0.25	0.10	0.58	1.21	1.92	2.67	3.45	4.25	5.07	5.90	6.74
0.5	0.45	1.39	2.37	3.36	4.35	5.35	6.35	7.34	8.34	9.34
0.75	1.32	2.77	4.11	5.39	6.63	7.84	9.04	10.22	11.39	12.55
0.9	2.71	4.61	6.25	7.78	9.24	10.64	12.02	13.36	14.68	15.99
0.95	3.84	5.99	7.81	9.49	11.07	12.59	14.07	15.51	16.92	18.31
0.975	5.02	7.38	9.35	11.14	12.83	14.45	16.01	17.53	19.02	20.48
0.99	6.63	9.21	11.34	13.28	15.09	16.81	18.48	20.09	21.67	23.21
0.995	7.88	10.60	12.84	14.86	16.75	18.55	20.28	21.96	23.59	25.19
0.999	10.83	13.82	16.27	18.47	20.52	22.46	24.32	26.13	27.88	29.59

$F(x)$	Number of Degrees of Freedom									
	11	12	13	14	15	16	17	18	19	20
0.001	1.83	2.21	2.62	3.04	3.48	3.94	4.42	4.90	5.41	5.92
0.005	2.60	3.07	3.57	4.07	4.60	5.14	5.70	6.26	6.84	7.43
0.01	3.05	3.57	4.11	4.66	5.23	5.81	6.41	7.01	7.63	8.26
0.025	3.82	4.40	5.01	5.63	6.26	6.91	7.56	8.23	8.91	9.59
0.05	4.57	5.23	5.89	6.57	7.26	7.96	8.67	9.39	10.12	10.85
0.1	5.58	6.30	7.04	7.79	8.55	9.31	10.09	10.86	11.65	12.44
0.25	7.58	8.44	9.30	10.17	11.04	11.91	12.79	13.68	14.56	15.45
0.5	10.34	11.34	12.34	13.34	14.34	15.34	16.34	17.34	18.34	19.34
0.75	13.70	14.85	15.98	17.12	18.25	19.37	20.49	21.60	22.72	23.83
0.9	17.28	18.55	19.81	21.06	22.31	23.54	24.77	25.99	27.20	28.41
0.95	19.68	21.03	22.36	23.68	25.00	26.30	27.59	28.87	30.14	31.41
0.975	21.92	23.34	24.74	26.12	27.49	28.85	30.19	31.53	32.85	34.17
0.99	24.73	26.22	27.69	29.14	30.58	32.00	33.41	34.81	36.19	37.57
0.995	26.76	28.30	29.82	31.32	32.80	34.27	35.72	37.16	38.58	40.00
0.999	31.26	32.91	34.53	36.12	37.70	39.25	40.79	42.31	43.82	45.32

Tabla n°3 [cont.]

452x Appendix 4

Table 6. Values of x for Given Values of the Distribution Function (3) in Sec. 10.1 (Continued)



$F(x)$	Number of Degrees of Freedom									
	21	22	23	24	25	26	27	28	29	30
0.001	6.4	7.0	7.5	8.1	8.7	9.2	9.8	10.4	11.0	11.6
0.005	8.0	8.6	9.3	9.9	10.5	11.2	11.8	12.5	13.1	13.8
0.01	8.9	9.5	10.2	10.9	11.5	12.2	12.9	13.6	14.3	15.0
0.025	10.3	11.0	11.7	12.4	13.1	13.8	14.6	15.3	16.0	16.8
0.05	11.6	12.3	13.1	13.8	14.6	15.4	16.2	16.9	17.7	18.5
0.1	13.2	14.0	14.8	15.7	16.5	17.3	18.1	18.9	19.8	20.6
0.25	16.3	17.2	18.1	19.0	19.9	20.8	21.7	22.7	23.6	24.5
0.5	20.3	21.3	22.3	23.3	24.3	25.3	26.3	27.3	28.3	29.3
0.75	24.9	26.0	27.1	28.2	29.3	30.4	31.5	32.6	33.7	34.8
0.9	29.6	30.8	32.0	33.2	34.4	35.6	36.7	37.9	39.1	40.3
0.95	32.7	33.9	35.2	36.4	37.7	38.9	40.1	41.3	42.6	43.8
0.975	35.5	36.8	38.1	39.4	40.6	41.9	43.2	44.5	45.7	47.0
0.99	38.9	40.3	41.6	43.0	44.3	45.6	47.0	48.3	49.6	50.9
0.995	41.4	42.8	44.2	45.6	46.9	48.3	49.6	51.0	52.3	53.7
0.999	46.8	48.3	49.7	51.2	52.6	54.1	55.5	56.9	58.3	59.7

$F(x)$	Number of Degrees of Freedom							>100 (Approximation)
	40	50	60	70	80	90	100	
0.001	17.9	24.7	31.7	39.0	46.5	54.2	61.9	$\frac{1}{2}(h - 3.09)^2$
0.005	20.7	28.0	35.5	43.3	51.2	59.2	67.3	$\frac{1}{2}(h - 2.58)^2$
0.01	22.2	29.7	37.5	45.4	53.5	61.8	70.1	$\frac{1}{2}(h - 2.33)^2$
0.025	24.4	32.4	40.5	48.8	57.2	65.6	74.2	$\frac{1}{2}(h - 1.96)^2$
0.05	26.5	34.8	43.2	51.7	60.4	69.1	77.9	$\frac{1}{2}(h - 1.64)^2$
0.1	29.1	37.7	46.5	55.3	64.3	73.3	82.4	$\frac{1}{2}(h - 1.28)^2$
0.25	33.7	42.9	52.3	61.7	71.1	80.6	90.1	$\frac{1}{2}(h - 0.67)^2$
0.5	39.3	49.3	59.3	69.3	79.3	89.3	99.3	$\frac{1}{2}h^2$
0.75	45.6	56.3	67.0	77.6	88.1	98.6	109.1	$\frac{1}{2}(h + 0.67)^2$
0.9	51.8	63.2	74.4	85.5	96.6	107.6	118.5	$\frac{1}{2}(h + 1.28)^2$
0.95	55.8	67.5	79.1	90.5	101.9	113.1	124.3	$\frac{1}{2}(h + 1.64)^2$
0.975	59.3	71.4	83.3	95.0	106.6	118.1	129.6	$\frac{1}{2}(h + 1.96)^2$
0.99	63.7	76.2	88.4	100.4	112.3	124.1	135.8	$\frac{1}{2}(h + 2.33)^2$
0.995	66.8	79.5	92.0	104.2	116.3	128.3	140.2	$\frac{1}{2}(h + 2.58)^2$
0.999	73.4	86.7	99.6	112.3	124.8	137.2	149.4	$\frac{1}{2}(h + 3.09)^2$

In the last column, $h = \sqrt{2m - 1}$, where m is the number of degrees of freedom.